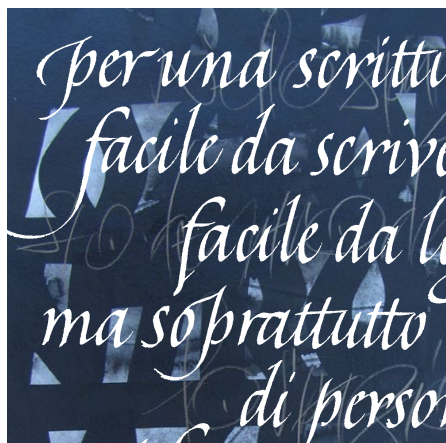




EWAN CLAYTON
*The Celtic Tradition:
the Scripts of the
Lindisfarne Gospels*


LIEVE CORNIL
8 Pages



GIOVANNI DE FACCIO
*From the Origins of Italics
to Expressive Markmaking*



YVES LETERME
David and Goliath




EWAN CLAYTON

The Celtic Tradition: the Scripts of the Lindisfarne Gospels

The half-uncial script of the *Lindisfarne Gospel book*, with its headings, form one of the most original gifts to calligraphy from seventh century Britain. We take time to study and write under their inspiration.

We can also learn about the context in which the book was written, take a virtual tour of the island today, and develop our own interpretation of the letterforms we find in the pages of this extraordinary work.

FOR ALL



Ewan Clayton

Ewan Clayton enjoys working with his fellow calligraphers whatever their level of experience, from beginners to experts. He grew up near Ditchling, Sussex, home to the calligrapher Edward Johnston.

An early friendship with Irene Wellington encouraged him to join the course at the Roehampton Institute run by Ann Camp for whom he then worked as a teaching assistant. Today Ewan is Professor in Design at the University of Sunderland.



*For twelve years he has led retreats for Calligraphers on the island of Lindisfarne. He does commissions, curates exhibitions and writes about calligraphy. His book *Embracing Change: Spirituality and the Lindisfarne Gospels* was published in 2003. A more recent book, *The golden thread. The story of writing* was published by Atlantic Books in 2013.*

a b c d e f g h i l m



LIEVE CORNIL

8 Pages

Using our different senses, we will look for inspiration to create an 8-page book. During this workshop we'll talk about book design and 'the book' as an art object where words and images come together. We'll try to find answers to these and other questions: What is this book about, how to choose the right script, how to combine images (pictures or drawings) and text in a graphically interesting way, how to discover new ways of writing, what is the importance of the book cover? Some group exercises and lots of individual feedback will be included.

INTERMEDIATE/ADVANCED LEVEL

Lieve Cornil
Lieve Cornil started calligraphy just for fun in 1988 after gaining her MBA in Ghent (Belgium). She went on to study lettering and graphics in a more serious way at the Scriptorium de Toulouse, graduating in 1994. She continued her studies in the United States with Arne Wolf and Thomas Ingmire and in 1995 she moved to London to work as a freelance lettering artist for design consultancies and advertising agencies. She studied typography at Reading University and did part time lecturing at Surrey Institute for Art and Design. In 2002 she moved to France and became Director of the graphic design course at ECV Atlantique in Nantes while continuing to teach typography and graphic design. In 2006 she returned to Belgium to continue freelance work for her London and Belgian clients. In 2009 she set up Studio XII, now called the European Lettering Institute, which offers 3-year and 4-year professional courses in lettering and graphic design. The Institute is gaining an international reputation for the study of calligraphy and the lettering arts.



Giovanni de Faccio

Giovanni De faccio was born in Italy in 1966 and he lives in Austria. He has been a professional calligrapher for 27 years and in 1991 he was one of the founders of the ACI.

Besides his work as a teacher he is well known for his dedication to calligraphy and typography.

Rialto.df is the most popular of his font designs. He also cuts letters in stone and teaches calligraphy and type design at the New Design University in St. Pölten in Austria.



GIOVANNI DE FACCIO

From the Origins of Italics to Expressive Markmaking

This course starts with Italics – the original cursive script of the Renaissance – which will provide a basis for developing dynamic, gestural and expressive letterforms. No particular artistic abilities are required of participants as our aim is to rediscover the source of creativity that is common to all of us. We shall be examining examples from single pen strokes up to the composition of pages. With constant help and advice from the course leader, and with an eye for harmony, rhythm and contrast, we shall be tackling some practical exercises in order to rediscover the joys of writing letters. Writing for pleasure, writing for aesthetic research reaching down to the soul. Writing for our own enjoyment.

FOR BEGINNERS AND ALL WHO WISH TO GAIN A DEEPER UNDERSTANDING OF ITALICS.




YVES LETERME

David and Goliath

This workshop is all about the most striking of contrasts. Participants will work on several projects in which they will explore the possibilities of making contrasts between big and small. They will also be encouraged to use formal, drawn and gestural scripts, to change tools and layouts. Each participant will be coached personally towards a higher level of skill and understanding. There will be class moments for explaining about layout in general, discussing work of professionals as well as students, for suggesting ideas and demonstrating scripts, for sharing concerns and solutions.

INTERMEDIATE/ADVANCED LEVEL



Yves Leterme

Once a teacher of classical languages, Yves Leterme is now a freelance calligrapher who continuously shifts from various lettering and artistic commissions to artwork for exhibitions and galleries. In recent years, he has travelled extensively around the world giving workshops and presentations. Already at an early stage he developed his gestural style, for which he has gained international acclaim. Other typical features are his carefully drawn capitals and unusual compositions on richly textured backgrounds. Throughout the years, Yves' work has been selected for inclusion in many juried shows and his artwork can be found in museums and private collections. He is the author of *Thoughtful Gestures*, the first book on gestural writing, and *Litterae*, a collection of Latin texts.

BOARD AND LODGING

Workshops will take place in the classrooms of Terme San Marco, Casa religiosa di ospitalità, Santuario Monteortone. Participants can be accommodated on the premises where meals are also provided (breakfast, light lunch and dinner). On August 17, the first day, participants may arrive in the morning if they wish but lunch is not included. On the last day rooms must be vacated in the morning and departure will follow after lunch. Full rates for board and lodging for the entire duration of the workshop:

Single room — €244 + €1,50 (city tax) per day

Double or triple room — €224 per person + €1,50 (city tax) per day

Participants must book their own accommodation.

For information and reservations please contact Martina:

Hotel San Marco · Via Santuario 130

35031 Monteortone Abano Terme (PD) · Italy

sanmarco@termesalesiani.it

tel +39 049 8669041

www.termesalesiani.it.

For organizational reasons, please inform Anna Schettin of your choice of accommodation.

Accommodation is in single, double or triple rooms, with single or double beds as requested. All rooms have bathrooms. Priority in allocation of the limited number of single rooms is given to older people and to those who book well ahead. Anyone wishing to be accompanied by their family to enjoy a short break, is asked to make arrangements with the manager. Those who wish to make alternative accommodation arrangements are free to do so, and any meals taken will be charged accordingly. The thermal swimming pool is available out of workshop hours, but please take care as the water is warm and may cause drowsiness. A bathrobe must be rented (€6), but you must bring your own costume, bathing cap and sandals. Monteortone is on the outskirts of the city of Abano, a well-known spa. The nearest railway station is Terme Euganee (on the Bologna–Padua line), but we advise you to arrive at Padua station which is on both the Bologna–Padua and Milan–Venice lines. From there you can catch a bus and get off right in front of the Monteortone Sanctuary.



WHERE AND WHEN

As the four calligraphy workshops will be held at the same time, each participant must only choose one workshop.

Workshop hours: Wednesday, August 17 (arrival day): 3.00pm–7.00 pm; August 18, 19, 20, full time: 9.00am–1.00 pm and 3.00pm–7.00pm; Sunday, August 21 (last day), lessons will take place in the morning only, from 9.00am–1.00pm allowing participants time to leave Abano. Participants are requested to make their own travel arrangements to and from Abano.

WORKSHOP REGISTRATION

The cost of each course is €370 (€300 for students).

Registration must be effected before June 30 and a deposit of €210 is required. Registration must be made exclusively by a Bank draft payable to the *Associazione Calligrafica Italiana*. All participants are requested to inform Anna Schettin of their enrolment by completing and sending the enclosed coupon together with a copy of the Bank draft receipt.

IBAN IT 94 V033 5901 6001 0000 0009 686

BIC BCITITMX



Workshop Manager **Anna Schettin**

TEL. + 39 335 17 29 505

anna.schettin@calligrafia.org

In case of cancellation after June 30, refund of the deposit cannot be guaranteed – apart from exceptional circumstances. If an enrolled person fails to arrive on the first day (August 17), the registration balance will still be due. Subscription to ACI, *Associazione Calligrafica Italiana*, is also necessary for the year 2016 (€30 or €16 for students). Those subscribing for the first time will receive a free calligraphy handbook. Participants have to provide their own materials, which will be listed together with travel information, in a letter of confirmation that will be sent upon payment of the deposit.

REGISTRATION FORM

to be sent to Anna Schettin before June 30 along with copy of Bank draft receipt

I apply for

☐ *The Celtic Tradition: the Scripts
of the Lindisfarne Gospels (Ewan Clayton)*

☐ *8 Pages (Lieve Cornil)*

☐ *From the Origins of Italics
to Expressive Markmaking
(Giovanni de Faccio)*

☐ *David and Goliath (Yves Leterme)*

Name _____

Surname _____

Address _____

Postal code _____ Town _____

Country _____

Tel. _____

Mobile _____

Fax _____

E-mail _____

Choice of bedroom _____

Date _____ Signature _____

